

# The Pathophysiology of Polycystic Ovarian Syndrome, A Condition of Reproductive Age, And the Growing Importance of Herbal Therapies

Rishita Pathak<sup>1\*</sup> Pratibha Sahu<sup>2\*</sup>,  
<sup>1</sup>SOP, SSPU, Bhilai, Chhattisgarh, India.

<sup>2</sup>Shri Rawatpura Sarkar Institute of Pharmaceutical Sciences, Bhilai, Chhattisgarh, India

\*Corresponding Author E-mail: rishitansh08@gmail.com

## ABSTRACT

The medicinal plants *Cinnamomum cassia*, *Berberis vulgaris*, *Curcuma longa*, *Vitex agnus-castus* and *Glycyrrhiza glabra* have shown potential in treating PCOS symptoms effectively with limited unwanted consequences. The review demonstrates an extensive analysis of PCOS pathophysiology together with an assessment of established treatment methods and an examination of rising herbal therapy significance. More extensive clinical trials need to be conducted to confirm suitable treatment dosages and determine long-lasting safety norms and reveal treatment mechanism details of herbal medicine. The combination of proven herbal treatments with conventional therapy alongside personalized medical care would establish an advanced method for treating PCOS that enhances the effectiveness of reproductive and metabolic health management.

## Key Words:

Polycystic Ovarian Syndrome (PCOS), Endocrine Disorder, Reproductive Age, Hormonal Imbalances, Insulin Resistance, Chronic Inflammation, Hypothalamic-Pituitary-Ovarian (HPO) *Cinnamomum Cassia*, *Berberis Vulgaris*, *Curcuma Longa*, *Vitex Agnus-Castus*, *Glycyrrhiza Glabra*.

## Article History:

Received Dec 28, 2024

Accepted Jan 28, 2025

Published Feb 28, 2025

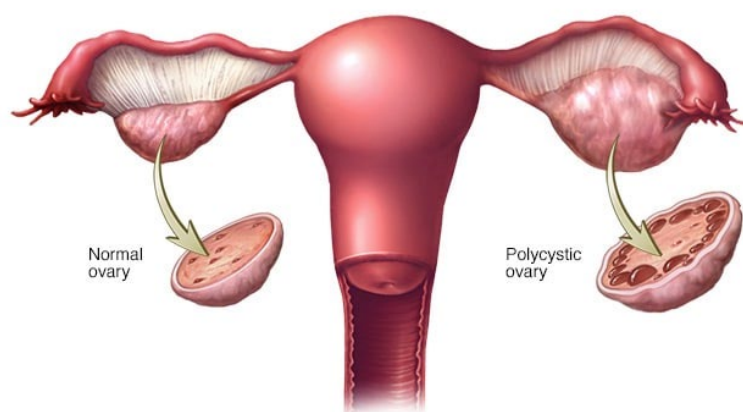
## 1. INTRODUCTION

The endocrine disorder polycystic ovarian syndrome (PCOS) affects mainly people in their reproductive years by creating a combination of energetic, hormonal and reproductive system irregularities <sup>(1)</sup>. PCOS is diagnosed by hyperandrogenism together

with ovulatory dysfunction while presenting with polycystic ovarian morphology which results in irregular menstrual cycles and infertility and insulin resistance as well as elevated disease risks for type 2 diabetes and cardiovascular conditions. You cannot identify completely the root causes of PCOS

even though it affects many people significantly and reduces their lifestyle quality because it starts from the combination of genetic issues and environmental conditions together with lifestyle choices. The multiple factors that cause PCOS involve disturbances in the hypothalamic-pituitary-ovarian (HPO) axis as well as hyperinsulinemia-driven androgen excess and chronic low-grade inflammation which lead to its various clinical signs. Current

standard treatments of Hormonal contraceptives combined with insulin sensitizers and Anti-androgens provide relief to symptoms without tackling the fundamental origins of the condition<sup>(2)</sup>. The medicinal treatment approaches face crucial obstacles like adverse side effects alongside temporary effectiveness that rules out their suitability for some patient groups so medical experts actively seek secondary clinical and supporting methods of treatment.



**Figure 1:** Polycystic ovary syndrome (PCOS)<sup>(3)</sup>

Medical interest has increased in herbal remedies for PCOS treatment because traditional management options appear ineffective. The medical properties of *Cinnamomum cassia*, *Trigonella foenum-graecum* (fenugreek) and *Vitex agnus-castus* (chasteberry) have been studied in scientific research to manage hormonal imbalances and improve insulin sensitivity while relieving PCOS symptoms<sup>(4)</sup>. Traditional medicine-based herbal treatments demonstrate important anti-inflammatory along with anti-hyperglycemic and hormone-modulating properties that help patients manage their condition through natural methods. The phytochemical compounds found in herbal medications seem to reduce oxidative stress

and enhance ovarian health while tackling PCOS origins through mechanisms that exceed symptom relief<sup>(5)</sup>. The rising scientific commitment to studying herbal medicine needs severe clinical trials to prove their medical value alongside safety considerations and their action methods regarding PCOS treatment. This research examines the full picture of PCOS pathophysiological processes while evaluating standard therapeutic methods and investigates how herbal remedies might enhance reproductive health conditions along with metabolic indicators for affected PCOS patients.

### 1.1. Background and Context

Worldwide statistics show that polycystic ovarian syndrome (PCOS) stands as an endocrine disorder which affects reproductive-aged people at levels between 6% and 20%. PCOS represents the primary origin of infertility among metabolic disorders and displays specific clinical features that surpass reproductive health effects to include insulin resistance and obesity as well as dyslipidemia and elevated type 2 diabetes and cardiovascular disease risk<sup>(6)</sup>. The complete origin of PCOS remains unclear through extensive scientific investigations although inherited risk components combine with natural triggers and daily activities during its development. PCOS develops as a result of disrupted hypothalamic-pituitary-ovarian (HPO) axis while creating conditions of hyperandrogenism through chronic inflammation and metabolic dysregulation which produces a web of interconnected endocrine and metabolic abnormalities. The treatments including hormonal contraceptives and anti-androgens and insulin sensitizers provide relief from symptoms but they do not treat the core causes of the disorder and present possible adverse effects. The medical field shows rising interest in plant-based therapies along with herbal treatments as possible additional care or replacement therapies for PCOS management. Three medicinal plants Cinnamomum cassia and Trigonella foenum-graecum (fenugreek) and Vitex agnus-castus (chasteberry) have shown beneficial therapeutic effects which include hormone regulation and anti-inflammatory characteristics and enhanced insulin sensitivity<sup>(7)</sup>. The growing recognition of conventional treatment boundaries leads healthcare providers to move toward integrating herbal medicine practices with

standard medical therapies. A thorough examination of PCOS pathophysiology will be conducted in this review since it evaluates standard treatment obstacles while investigating the growing importance of herbal medicines to enhance reproductive health alongside metabolic conditions in patients<sup>(8)</sup>.

## 1.2. Objectives of the Review

- To provide an in-depth understanding of the pathophysiology of PCOS, including hormonal and metabolic disruptions.
- To summarize conventional treatment strategies and their limitations.
- To explore the potential of herbal therapies as complementary or alternative treatment options<sup>(9)</sup>.

## 1.3. Importance of the Topic

PCOS creates a significant public health problem because it affects both reproductive health through its common incidence rate and metabolic and psychological domains. The medical condition poses severe challenges to fertility and creates linked health issues regarding insulin resistance along with obesity and type 2 diabetes and cardiovascular diseases thereby placing substantial healthcare expenses on worldwide healthcare systems<sup>(10)</sup>. Numerous cases of PCOS exist across populations but available treatments mainly manage symptoms instead of treating PCOS origins which leads to temporary results with potential harmful side effects. The widespread understanding of conventional treatment restrictions has increased interest throughout the medical field in evaluating herbal medicine as a potential therapy because it provides therapeutic advantages without major unwanted outcomes<sup>(11)</sup>.

Medical plants obtained their effectiveness in hormonal and metabolic disorder treatment throughout history now show promise as future PCOS management tools. The study of herbal therapy effectiveness and action could produce new treatment methods based on integrative medicine which helps reproductive health recovery while addressing metabolic risks. Personalized medicine needs holistic patient-centered care approaches to enhance the life quality of people who suffer from PCOS so this topic becomes crucial in this context <sup>(12)</sup>.

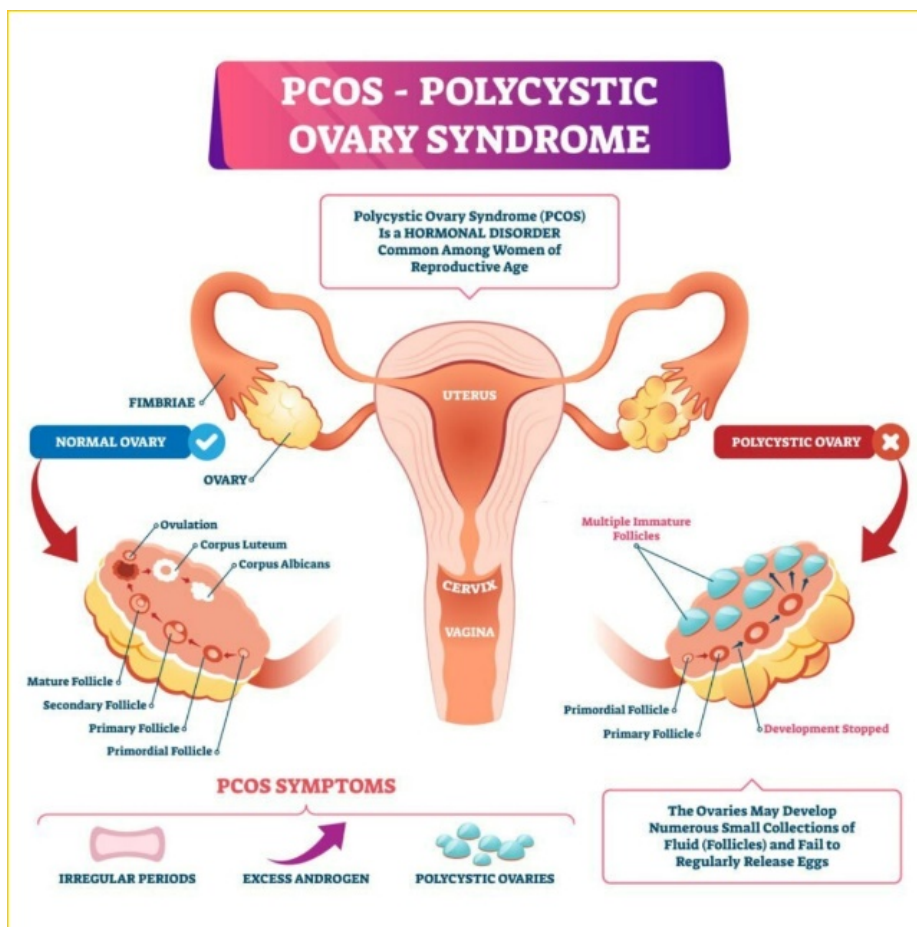
## 2. PATHOPHYSIOLOGY, CONVENTIONAL TREATMENTS, AND EMERGING HERBAL THERAPIES FOR PCOS

PCOS presents as a complex condition that combines hormonal disturbances with metabolic dysfunctions and reproductive problems that increases patients' chance of insulin resistance along with elevated testosterone levels and elevated cardiovascular risks. Traditional treatments that use oral contraceptives along with metformin and anti-androgens successfully handle symptoms yet they pose undesirable effects and restrictions to patient care <sup>(13)</sup>. Experts endorse herbal medications as treatment alternatives because these substances can manage insulin resistance combined with anti-inflammatory properties

along with hormonal balance restorations. Clinical research demonstrates that the medicinal plants *Cinnamomum cassia* along with *Berberis vulgaris* and *Curcuma longa* and *Vitex agnus-castus* and *Glycyrrhiza glabra* can help reduce PCOS symptoms and present minimal adverse side effects. Herbal medical strategies should unite with modern treatment methods by using individualized and complete health strategies which blend DNA-specific data with metabolic study information <sup>(14)</sup>. Additional clinical studies must prove the effectiveness along with safety of herbal treatments to establish modern standards for PCOS treatment that still prioritizes patient needs.

### 2.1. Pathophysiology of PCOS

PCOS represents a complex disease state which develops from the combination of genetic and environmental and life-style contributing elements that create endocrine and metabolic and reproductive problems. PCOS manifestations show themselves through irregular menstrual cycles and high levels of male hormones and ovary dysfunction besides elevating the risk of both metabolic issues and cardiovascular diseases. PCOS diagnosis mainly depends on disrupted hormone levels that trigger abnormal follicular maturation and anovulation as well as ovarian cyst formation because of dysfunctional ovarian and adrenal steroidogenesis <sup>(15)</sup>.



**Figure 2:** PCOS and Hormonal Imbalances <sup>(16)</sup>

The condition of insulin resistance acts as a key feature that provides additional stress by increasing androgen production while simultaneously reducing sex hormone-binding globulin (SHBG) so free androgen levels increase. Excessive inflammation increases metabolic problems through its influence on both cardiovascular risks and the development of oxidative stress because it raises cytokines including CRP and IL-6 <sup>(17)</sup>. Persons with PCOS are risk carriers for metabolic syndrome a cluster of medical conditions that comprises elevated blood pressure and insulin resistance and

dyslipidemia together with central obesity. PCOS creates extra risk for women to develop type 2 diabetes mellitus (T2DM) because of insulin resistance and elevated blood insulin levels. The cardiovascular disease risk becomes significantly higher when people exhibit dyslipidemia together with high triglycerides and low HDL cholesterol levels. The integrated effects between hormonal and metabolic disturbances demonstrate why detailed treatment approaches must be used to address the lasting medical dangers caused by PCOS.

## 2.2. Conventional Treatments and Their Limitations

The condition of insulin resistance acts as a key feature that provides additional stress by increasing androgen production while simultaneously reducing sex hormone-binding globulin (SHBG) so free androgen levels increase <sup>(18)</sup>. Excessive inflammation increases metabolic problems through its influence on both cardiovascular risks and the development of oxidative stress because it raises cytokines including CRP and IL-6. Persons with PCOS are risk carriers for metabolic syndrome a cluster of medical conditions that comprises elevated blood pressure and insulin resistance and dyslipidemia together with central obesity. PCOS creates extra risk for women to develop type 2 diabetes mellitus (T2DM) because of insulin resistance and elevated blood insulin levels. The cardiovascular disease risk becomes significantly higher when people exhibit dyslipidemia together with high triglycerides and low HDL cholesterol levels. The integrated effects between hormonal and metabolic disturbances demonstrate why detailed treatment approaches must be used to address the lasting medical dangers caused by PCOS.

## 2.3. The Growing Importance of Herbal Therapies

The condition of insulin resistance acts as a key feature that provides additional stress by increasing androgen production while simultaneously reducing sex hormone-binding globulin (SHBG) so free androgen levels increase. Excessive inflammation increases metabolic problems through its influence on both cardiovascular risks and the development of oxidative stress because it raises cytokines including CRP and IL-6 <sup>(19)</sup>. Persons with PCOS are risk carriers for

metabolic syndrome a cluster of medical conditions that comprises elevated blood pressure and insulin resistance and dyslipidemia together with central obesity. PCOS creates extra risk for women to develop type 2 diabetes mellitus (T2DM) because of insulin resistance and elevated blood insulin levels. The cardiovascular disease risk becomes significantly higher when people exhibit dyslipidemia together with high triglycerides and low HDL cholesterol levels. The integrated effects between hormonal and metabolic disturbances demonstrate why detailed treatment approaches must be used to address the lasting medical dangers caused by PCOS.

## 2.4. Future Perspectives on PCOS Management

The condition of insulin resistance acts as a key feature that provides additional stress by increasing androgen production while simultaneously reducing sex hormone-binding globulin (SHBG) so free androgen levels increase <sup>(20)</sup>. Excessive inflammation increases metabolic problems through its influence on both cardiovascular risks and the development of oxidative stress because it raises cytokines including CRP and IL-6. Persons with PCOS are risk carriers for metabolic syndrome a cluster of medical conditions that comprises elevated blood pressure and insulin resistance and dyslipidemia together with central obesity. PCOS creates extra risk for women to develop type 2 diabetes mellitus (T2DM) because of insulin resistance and elevated blood insulin levels. The cardiovascular disease risk becomes significantly higher when people exhibit dyslipidemia together with high triglycerides and low HDL cholesterol levels. The integrated effects between hormonal and metabolic

disturbances demonstrate why detailed treatment approaches must be used to address the lasting medical dangers caused by PCOS.

### 3. PCOS: UNDERSTANDING MECHANISMS AND HERBAL INTERVENTIONS

The condition of insulin resistance acts as a key feature that provides additional stress by increasing androgen production while simultaneously reducing sex hormone-binding globulin (SHBG) so free androgen levels increase <sup>(21)</sup>. Excessive inflammation increases metabolic problems through its influence on both cardiovascular risks and the development of oxidative stress because it raises cytokines including CRP and IL-6. Persons with PCOS are risk carriers for metabolic syndrome a cluster of medical conditions that comprises elevated blood pressure and insulin resistance and

dyslipidemia together with central obesity. PCOS creates extra risk for women to develop type 2 diabetes mellitus (T2DM) because of insulin resistance and elevated blood insulin levels. The cardiovascular disease risk becomes significantly higher when people exhibit dyslipidemia together with high triglycerides and low HDL cholesterol levels. The integrated effects between hormonal and metabolic disturbances demonstrate why detailed treatment approaches must be used to address the lasting medical dangers caused by PCOS.

#### 3.1. Understanding the Mechanisms of PCOS

Polycystic Ovary Syndrome (PCOS) is a heterogeneous, multifactorial condition instigated by disturbance in the endocrine and metabolic pathways <sup>(22)</sup>.

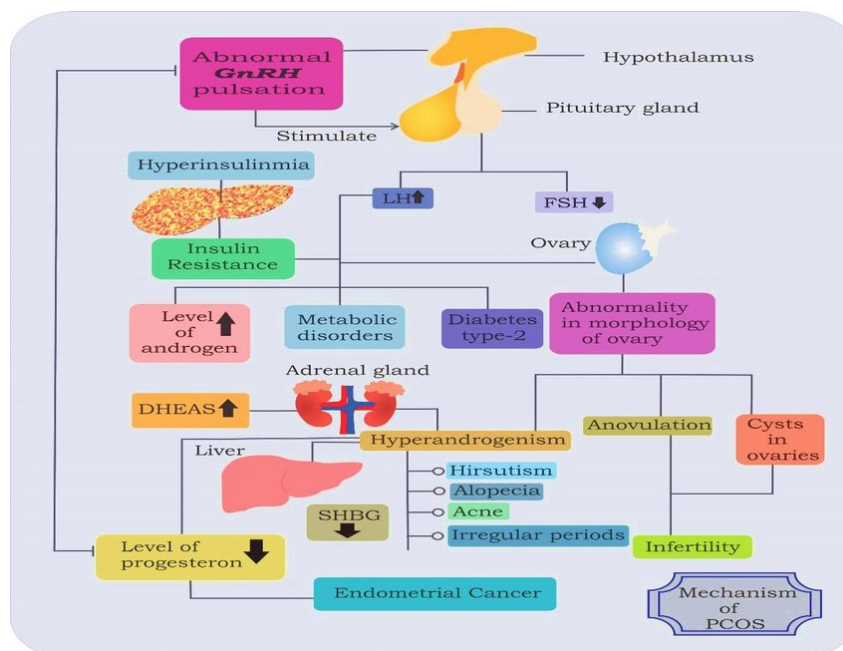


Figure 3: Mechanism of PCOS <sup>(23)</sup>

It impacts a large number of women in their reproductive years and is related to a plethora of symptoms ranging from irregular

menstrual cycles and infertility to metabolic dysfunctions and cardiovascular risk augmentation. Mechanisms underlying

PCOS are largely based on hormonal disturbances, insulin resistance, and chronic inflammation, all contributing to the clinical findings of the disorder <sup>(24)</sup>.

#### ➤ Hormonal Imbalances

Hormonal dysregulation is a central contributor to PCOS, disturbing ovarian function and causing reproductive issues <sup>(25)</sup>.

- **Hyperandrogenism:** PCOS women have an overproduction of androgens (male hormones) like testosterone from the ovaries and adrenal glands. This disrupts normal ovulation, causing anovulation and irregular menses. Hyperandrogenism also causes symptoms like acne, hirsutism (excessive hair), and androgenic alopecia (hair loss).
- **Gonadotropin disruption:** PCOS is defined by the inability of the balance between luteinizing hormone (LH) and follicle-stimulating hormone (FSH). High LH levels activate the ovaries to secrete excess androgens, whereas low FSH levels hinder follicular development, causing failure to ovulate and also helping in the formation of ovarian cysts.
- **Progesterone Deficiency:** As a result of anovulation, progesterone secretion is still inadequate in PCOS women. This results in unopposed estrogen action, which may lead to endometrial hyperplasia, abnormal menstrual cycles, and endometrial cancer risk.

#### ➤ Insulin Resistance and Metabolic Dysfunction

Resistance to insulin is a characteristic element of PCOS and is instrumental in its

pathophysiology in worsening hormonal dyshomeostasis and precipitating metabolic morbidity <sup>(26)</sup>.

#### • Impact on Androgen Secretion:

Insulin resistance is associated with high levels of insulin (hyperinsulinemia), which stimulate ovarian theca cells to secrete excessive androgens. Moreover, insulin inhibits the liver production of sex hormone-binding globulin (SHBG), enhancing circulating free testosterone and exacerbating hyperandrogenic symptoms.

- **Obesity and Weight Gain:** The majority of PCOS women face weight gain and obesity, further increasing insulin resistance. Greater adiposity, with a predominance of visceral fat, results in increased insulin resistance and metabolic changes, leading to a vicious circle that worsens PCOS features.

#### • Type 2 Diabetes and Dyslipidemia:

Insulin resistance in PCOS patients poses the risk of developing type 2 diabetes because obese individuals have impaired glucose metabolism. Also, lipid disturbances like high triglycerides and low high-density lipoprotein (HDL) cholesterol levels enhance the risk for cardiovascular diseases.

#### ➤ Chronic Inflammation

PCOS women tend to have low-grade systemic inflammation, which also adds to metabolic and reproductive dysfunction <sup>(27)</sup>.

- **Inflammatory Markers:** High levels of inflammatory cytokines, including C-reactive protein (CRP),

interleukin-6 (IL-6), and tumor necrosis factor-alpha (TNF- $\alpha$ ), have been reported in PCOS patients. These inflammatory mediators contribute to insulin resistance, oxidative stress, and endothelial dysfunction, enhancing the risk of cardiovascular complications.

- **Oxidative Stress:** Excessive oxidative stress in PCOS is responsible for ovarian dysfunction by causing damage to follicles, affecting oocyte quality, and decreasing fertility. It also has a role in worsening insulin resistance and inducing metabolic disturbances.
- **Effect on the Immune System:** The chronic inflammation of PCOS has been associated with immune system dysregulation, which can potentially be a contributing factor to the increased incidence of autoimmune diseases, including thyroid dysfunction, in patients with PCOS.

#### ➤ **The Interconnection of These Mechanisms**

The pathophysiology of PCOS is intimately entwined, with hormonal disturbances, insulin resistance, and chronic inflammation affecting one another in a vicious circle. For instance, insulin resistance induces hyperandrogenism, which in turn enhances ovarian dysfunction. Similarly, chronic inflammation can hinder insulin signaling, further enhancing metabolic derangements. Treating PCOS effectively necessitates a multi-disciplinary approach that addresses all of these underlying factors by way of lifestyle changes, pharmacotherapy, and, more and more, natural therapies like herbal medicine and nutraceuticals<sup>(26)</sup>.

By learning these mechanisms, medical professionals and researchers can make better decisions in treating PCOS and reducing the risks it has for long-term health.

### **3.2. Herbal Interventions for PCOS**

With the increasing realization of the shortcomings of traditional treatments, herbal medicines have come into prominence as safer and more natural options for the management of Polycystic Ovary Syndrome (PCOS)<sup>(27)</sup>. Several medicinal plants have shown promising action in treating major features of PCOS, such as hormonal imbalance, insulin resistance, inflammation, and oxidative stress. As opposed to drugs, which always have side effects, these natural interventions are both sustainable and effective in enhancing metabolic and reproductive well-being. Presented below is a comprehensive discussion of some of the best herbal solutions for PCOS:

#### **1. Cinnamon (*Cinnamomum cassia*)**

Cinnamon is particularly famous for its insulin-sensitizing effect and its capacity to modulate blood sugar levels, making it extremely useful in women with PCOS who are insulin resistant. Studies indicate that cinnamon enhances glucose metabolism through enhanced insulin receptor function and glucose transport into cells. It has also been reported to induce regularity of menstrual cycles, which is usually lost in PCOS patients. Its anti-inflammatory action also helps to modulate systemic inflammation, which contributes to metabolic and hormonal derangements<sup>(28)</sup>.

#### **2. Barberry (*Berberis vulgaris*)**

Barberry contains a high content of berberine, a potent bioactive molecule that is responsible for metabolic as well as

reproductive advantages in PCOS. Berberine stimulates AMP-activated protein kinase (AMPK), an important enzyme that enhances glucose metabolism and increases insulin sensitivity. It has been established through research that berberine decreases the levels of androgens and results in enhanced ovulatory function and better reproductive health. Relative to the conventional medication for PCOS, metformin, berberine is similarly efficient at correcting insulin resistance but with lesser side effects.

### 3. Turmeric (*Curcuma longa*)

Turmeric and especially its bioactive constituent curcumin have been extensively acknowledged for their anti-inflammatory, antioxidant, and metabolic-controlling functions. Oxidative stress and chronic inflammation are the primary reasons behind PCOS manifestations, contributing to worsening insulin resistance and endocrine disturbances. Curcumin has been reported to modulate inflammatory mechanisms and, consequently, alleviate oxidative stress and enhance insulin sensitivity. Turmeric also exhibits hepatoprotective properties, i.e., maintains liver function, which plays a pivotal role in hormone metabolism and lipid level control <sup>(29)</sup>.

### 4. Chasteberry (*Vitex agnus-castus*)

Chasteberry has been utilized for centuries to maintain hormonal balance and treat menstrual abnormalities. It acts by controlling prolactin levels, which indirectly affect the release of the luteinizing hormone (LH) and follicle-stimulating hormone (FSH). This improves ovulatory function and normalizes menstrual cycles. Chasteberry has also been found to assist in minimizing mood disturbances that frequently accompany PCOS, including anxiety and depression, through the modulation of dopamine receptors within the brain.

### 5. Licorice (*Glycyrrhiza glabra*)

Licorice root is particularly useful in reducing excessive androgens, a central issue with PCOS. It achieves this by blocking the activity of 5-alpha reductase, the enzyme that converts testosterone to dihydrotestosterone (DHT), a more powerful androgen associated with acne, excessive hair growth (hirsutism), and hair loss. By reducing androgen levels, licorice restores hormonal balance and improves symptoms of PCOS. Licorice also has anti-inflammatory and liver-supportive effects, which contribute to overall metabolic health <sup>(30)</sup>.

**Table 1:** References Table

Authors	Study	Focus Area	Methodology	Key Findings
Sadeghi et al. (2022) <sup>(31)</sup>	Pathogenesis, management, and drug repurposing strategies for PCOS	Genetic, metabolic, and hormonal factors; pharmacological interventions	Comprehensive review	Emphasized complex interplay of genetic, metabolic, and hormonal factors; highlighted repurposed drugs and personalized treatment approaches

<b>Singh et al. (2023)</b> (32)	Etiology, management, and future therapeutics for PCOS	Insulin resistance, chronic inflammation, androgen excess; pharmacological and lifestyle interventions	Review study	Identified insulin resistance and inflammation as key drivers; discussed multidimensional approaches, including targeted therapies
<b>Soni et al. (2025)</b> (33)	PCOS prevalence, mechanisms, and natural solutions	Herbal remedies, dietary modifications, lifestyle interventions	Comparative review	Highlighted effectiveness of natural treatments with fewer side effects; compared conventional pharmacological treatments with herbal therapies
<b>Stener-Victorin et al. (2020)</b> (34)	Animal models in PCOS research	Rodent, primate, and other models replicating PCOS-like conditions	Review of experimental models	Provided insights into developmental origins and hormonal disruptions; facilitated testing of novel therapeutic strategies
<b>Stener-Victorin et al. (2024)</b> (35)	PCOS as a multifaceted endocrine disorder	Clinical features, diagnostics, and emerging treatments	In-depth review	Discussed environmental and genetic factors; explored precision medicine and personalized interventions for reproductive and metabolic health

#### 4. DISCUSSION

PCOS is characterized by hormonal imbalance, insulin resistance, and inflammation, resulting in metabolic and reproductive dysfunction. Standard treatments control symptoms but are limited,

whereas herbal treatments such as cinnamon and berberine hold promise in targeting causes. Integrative strategies involving both are required, but additional studies on herbal mechanisms, safety, and individualized treatments are necessary<sup>(36)</sup>.

##### 4.1. Interpret and Analyze the Findings

The pathophysiology of PCOS is reviewed to emphasize its complexity, involving hormonal disturbances, insulin resistance, and chronic inflammation. The intricate interaction between hyperandrogenism, gonadotropin secretion disturbance, and metabolic derangement explains why PCOS is such a difficult condition to treat. Insulin resistance seems to be the key player, augmenting hyperandrogenism and metabolic derangements, thereby creating a vicious cycle that leads to long-term consequences like type 2 diabetes and cardiovascular diseases. In addition, persistent low-grade inflammation and oxidative stress further make PCOS pathogenesis complex, impacting both reproductive and metabolic outcomes.

Traditional therapies such as oral contraceptives, insulin sensitizing drugs like metformin, and anti-androgens have proven to relieve symptoms but generally fail to cure the underlying issues. Side effects of weight gain, gastrointestinal side effects, and contraindication in some patient populations reduce their long-term usability. In contrast, new herbal treatments like *Cinnamomum cassia*, *Berberis vulgaris*, *Curcuma longa*, *Vitex agnus-castus*, and *Glycyrrhiza glabra* have been found to effectively treat PCOS symptoms by modulating insulin sensitivity, lowering androgen levels, and displaying anti-inflammatory and antioxidant activities. These herbal remedies provide a holistic strategy for symptom control that may more fully address underlying metabolic and endocrine disturbances than the use of conventional therapies alone<sup>(37)</sup>.

#### **4.2. Discuss Implications and Significance**

The results of this review indicate the imperative to more integrative treatment

approaches combining mainstream medical therapy with complementary herbal therapy. Metabolic disturbances linked to PCOS transcend reproductive well-being, extending into long-term morbidity and quality of life. With PCOS being such a prevalent condition and linked with chronic disease, an evidence-based treatment incorporating herbal medicine has the potential to impact significantly on patient outcomes while lessening reliance on pharmacological agents.

In addition, growing interest in herbal medicine highlights the need for scientific proof of efficacy and safety. Although initial findings suggest positive outcomes of plant medicines, standardized doses, modes of action, and interactions with current drugs need to be explored further. If found effective, herbal medicine may provide a low-cost and accessible treatment option, especially for those with limited access to specialized care.

Combination of lifestyle changes, dietary interventions, and herbal medications with pharmacologic interventions has the potential to change the way PCOS is treated by attacking various underlying mechanisms concurrently. Moreover, a patient-tailored, personalized medicine-based approach that takes into account genetic susceptibility, metabolic health, and hormonal patterns can enhance the treatment response and long-term outcome of patients with PCOS<sup>(38)</sup>.

#### **4.3. Highlight Gaps and Suggest Future Research Directions**

Despite promising advancements in understanding PCOS pathophysiology and treatment modalities, several critical gaps remain:

## 1. Mechanistic Understanding of Herbal Interventions

Although studies indicate that certain herbal compounds may modulate insulin sensitivity, decrease androgen levels, and have anti-inflammatory properties, the exact biochemical pathways are poorly understood. Future research needs to address these mechanisms to provide a scientific rationale for their use<sup>(39)</sup>.

## 2. Clinical Trials and Standardization

The majority of the research on herbal treatments for PCOS is based on small, non-randomized trials. Large-scale, randomized controlled trials are urgently needed to evaluate their effectiveness, long-term safety, and best dosages. Standardization of herbal preparations will also be necessary to ensure reproducibility and consistency of findings.

## 3. Long-Term Effects and Safety Profiles

Their long-term effects, especially their interaction with traditional medication and side effects, are less understood. More longitudinal studies must examine the safety of long-term herbal use among PCOS patients, particularly in those with comorbidities such as diabetes and cardiovascular disease.

## 4. Personalized Medicine Approaches

Since manifestations of PCOS are heterogeneous, no single, across-the-board approach to treatment will be successful. Research needs to concentrate on discovering biomarkers for tailoring therapy based on personalized metabolic and hormonal profiles.

## 5. Comparative Effectiveness Studies

There are no direct comparisons between conventional treatment, herbal remedies, and integrative interventions. Comparative research would offer evidence for the best approach for various PCOS subtypes, enabling evidence-based clinical advice<sup>(40)</sup>.

## 5. CONCLUSION

PCOS is a multifactorial condition with hormonal imbalance, insulin resistance, and chronic inflammation, resulting in severe reproductive and metabolic morbidity. Although traditional therapies such as hormonal contraceptives, insulin sensitizers, and anti-androgens are symptomatic, they do not treat the underlying causes and have long-term drawbacks. New studies of herbal remedies such as *Cinnamomum cassia*, *Berberis vulgaris*, *Curcuma longa*, *Vitex agnus-castus*, and *Glycyrrhiza glabra* provide promising potential to modulate insulin sensitivity, suppress androgenic activity, and counteract inflammation, providing an alternative, more holistic treatment strategy for PCOS. Yet even though they offer advantages, mechanisms of action, standardized dosing, long-term safety, and interactions of herbal therapy with other treatments need further study. Combining evidence-based herbal medicine with traditional treatment regimens, with individualized treatment strategies informed by genetic and metabolic profiling, may optimize therapeutic response and enhance quality of life for patients with PCOS. Future studies should prioritize large-scale clinical trials, mechanistic investigations, and comparative effectiveness research to define optimal, safe, and sustainable treatment regimens, ultimately developing a more patient-centered and integrative treatment paradigm for PCOS.

## REFERENCES

1. Abasian, Z., Rostamzadeh, A., Mohammadi, M., Hosseini, M., & Rafieian-Kopaei, M. (2018). A review on role of medicinal plants in polycystic ovarian syndrome: pathophysiology, neuroendocrine signaling, therapeutic status and future prospects. *Middle East Fertility Society Journal*, 23(4), 255-262.
2. Allahbadia, G. N., & Merchant, R. (2011). Polycystic ovary syndrome and impact on health. *Middle East Fertility Society Journal*, 16(1), 19-37.
3. Andhalkar, S., Chaware, V., & Redasani, V. (2021). A review on medicinal plants of natural origin for treatment of polycystic ovarian syndrome (PCOS). *Asian journal of pharmaceutical research and development*, 9(3), 76-81.
4. Arentz, S., Abbott, J. A., Smith, C. A., & Bensoussan, A. (2014). Herbal medicine for the management of polycystic ovary syndrome (PCOS) and associated oligo/amenorrhoea and hyperandrogenism; a review of the laboratory evidence for effects with corroborative clinical findings. *BMC complementary and alternative medicine*, 14, 1-19.
5. Ashkar, F., Rezaei, S., Salahshornezhad, S., Vahid, F., Gholamalizadeh, M., Dahka, S. M., & Doaei, S. (2020). The Role of medicinal herbs in treatment of insulin resistance in patients with Polycystic Ovary Syndrome: A literature review. *Biomolecular concepts*, 11(1), 57-75.
6. Azin, F., & Khazali, H. (2022). Phytotherapy of polycystic ovary syndrome: A review. *International Journal of Reproductive BioMedicine*, 20(1), 13.
7. Balkrishna, A., Rana, M., Mishra, S., Srivastava, D., Bhardwaj, R., Singh, S., ... & Arya, V. (2023). Incredible combination of lifestyle modification and herbal remedies for polycystic ovarian syndrome management. *Evidence-Based Complementary and Alternative Medicine*, 2023(1), 3705508.
8. Chitra, V., & Dhivya, D. P. (2017). Role of herbals in the management of polycystic ovarian syndrome and its associated symptoms. *International Journal of Herbal Medicine*, 5(5), 125-31.
9. Choudhary, K., Singh, R., Garg, A., Verma, N., Purohit, A., & Deora, D. (2019). An updated overview of polycystic ovary syndrome. *Int. J. Biol. Sci*, 7(3), 1-13.
10. Dennett, C. C., & Simon, J. (2015). The role of polycystic ovary syndrome in reproductive and metabolic health: overview and approaches for treatment. *Diabetes Spectrum*, 28(2), 116-120.
11. Di Lorenzo, M., Cacciapuoti, N., Lonardo, M. S., Nasti, G., Gautiero, C., Belfiore, A., ... & Chiurazzi, M. (2023). Pathophysiology and nutritional approaches in polycystic ovary syndrome (PCOS): a comprehensive review. *Current nutrition reports*, 12(3), 527-544.
12. Dong, J., & Rees, D. A. (2023). Polycystic ovary syndrome: pathophysiology and therapeutic

- opportunities. *BMJ medicine*, 2(1), e000548.
13. Hajam, Y. A., Kumar, R., Thakur, D. R., & Rai, S. (Eds.). (2023). *Herbal medicine applications for polycystic ovarian syndrome*. CRC Press.
  14. Hosseinkhani, A., Asadi, N., Pasalar, M., & Zarshenas, M. M. (2018). Traditional Persian medicine and management of metabolic dysfunction in polycystic ovary syndrome. *Journal of traditional and complementary medicine*, 8(1), 17-23.
  15. Ibáñez, L., Oberfield, S. E., Witchel, S., Auchus, R. J., Chang, R. J., Codner, E., ... & Lee, P. A. (2017). An international consortium update: pathophysiology, diagnosis, and treatment of polycystic ovarian syndrome in adolescence. *Hormone research in paediatrics*, 88(6), 371-395.
  16. Iervolino, M., Lepore, E., Forte, G., Laganà, A. S., Buzzaccarini, G., & Unfer, V. (2021). Natural molecules in the management of polycystic ovary syndrome (PCOS): an analytical review. *Nutrients*, 13(5), 1677.
  17. Jazani, A. M., Azgomi, H. N. D., Azgomi, A. N. D., & Azgomi, R. N. D. (2019). A comprehensive review of clinical studies with herbal medicine on polycystic ovary syndrome (PCOS). *DARU Journal of Pharmaceutical Sciences*, 27(2), 863.
  18. Jia, L. Y., Feng, J. X., Li, J. L., Liu, F. Y., Xie, L. Z., Luo, S. J., & Han, F. J. (2021). The complementary and alternative medicine for polycystic ovary syndrome: a review of clinical application and mechanism. *Evidence-Based Complementary and Alternative Medicine*, 2021(1), 5555315.
  19. Joham, A. E., Norman, R. J., Stener-Victorin, E., Legro, R. S., Franks, S., Moran, L. J., ... & Teede, H. J. (2022). Polycystic ovary syndrome. *The lancet Diabetes & endocrinology*, 10(9), 668-680.
  20. Jung, W., Choi, H., Kim, J., Kim, J., Kim, W., Nurkolis, F., & Kim, B. (2023). Effects of natural products on polycystic ovary syndrome: From traditional medicine to modern drug discovery. *Heliyon*, 9(10).
  21. Kamble, A. V., Dhamane, S. P., Kulkarni, A. S., & Potnis, V. V. (2020). Review on effects of herbal extract for the treatment of polycystic ovarian syndrome (PCOS). *Plant Archives* (09725210), 20(2).
  22. Khanage, S. G., Subhash, T. Y., & Bhaiyyasaheb, I. R. (2019). Herbal drugs for the treatment of polycystic ovary syndrome (PCOS) and its complications. *Pharm. Res*, 2(1), 5-13.
  23. Kwon, C. Y., Cho, I. H., & Park, K. S. (2020). Therapeutic effects and mechanisms of herbal medicines for treating polycystic ovary syndrome: A review. *Frontiers in pharmacology*, 11, 1192.
  24. Lakshmi, J. N., Babu, A. N., Kiran, S. M., Nori, L. P., Hassan, N., Ashames, A., ... & Shaik, A. B. (2023). Herbs as a source for the treatment of polycystic ovarian syndrome: A systematic review. *BioTech*, 12(1), 4.
  25. Luo, E. D., Jiang, H. M., Chen, W., Wang, Y., Tang, M., Guo, W. M., ... & Xing, S. S. (2023). Advancements in lead

- therapeutic phytochemicals polycystic ovary syndrome: A review. *Frontiers in Pharmacology*, 13, 1065243.
26. Moini Jazani, A., Nasimi Doost Azgomi, H., Nasimi Doost Azgomi, A., & Nasimi Doost Azgomi, R. (2019). A comprehensive review of clinical studies with herbal medicine on polycystic ovary syndrome (PCOS). *DARU Journal of Pharmaceutical Sciences*, 27, 863-877.
  27. Rababa'h, A. M., Matani, B. R., & Yehya, A. (2022). An update of polycystic ovary syndrome: causes and therapeutics options. *Heliyon*, 8(10).
  28. Raja-Khan, N., Stener-Victorin, E., Wu, X., & Legro, R. S. (2011). The physiological basis of complementary and alternative medicines for polycystic ovary syndrome. *American Journal of Physiology-Endocrinology and Metabolism*, 301(1), E1-E10.
  29. Rashid, R., Mir, S. A., Kareem, O., Ali, T., Ara, R., Malik, A., ... & Bader, G. N. (2022). Polycystic ovarian syndrome-current pharmacotherapy and clinical implications. *Taiwanese Journal of Obstetrics and Gynecology*, 61(1), 40-50.
  30. Rocha, A. L., Oliveira, F. R., Azevedo, R. C., Silva, V. A., Peres, T. M., Candido, A. L., ... & Reis, F. M. (2019). Recent advances in the understanding and management of polycystic ovary syndrome. *F1000Research*, 8, F1000-Faculty.
  31. Sadeghi, H. M., Adeli, I., Calina, D., Docea, A. O., Mousavi, T., Daniali, M., ... & Abdollahi, M. (2022). Polycystic ovary syndrome: a comprehensive review of pathogenesis, management, and drug repurposing. *International journal of molecular sciences*, 23(2), 583.
  32. Singh, S., Pal, N., Shubham, S., Sarma, D. K., Verma, V., Marotta, F., & Kumar, M. (2023). Polycystic ovary syndrome: etiology, current management, and future therapeutics. *Journal of clinical medicine*, 12(4), 1454.
  33. Soni, P., Jain, D., Bhatti, M., Bhatia, D., & Sharma, C. (2025). Exploring the Intricacies of Polycystic Ovarian Syndrome (PCOS): A Comprehensive Review-from Prevalence to Natural Solutions. *New Emirates Medical Journal*, e02506882339236.
  34. Stener-Victorin, E., Padmanabhan, V., Walters, K. A., Campbell, R. E., Benrick, A., Giacobini, P., ... & Abbott, D. H. (2020). Animal models to understand the etiology and pathophysiology of polycystic ovary syndrome. *Endocrine reviews*, 41(4), bnaa010.
  35. Stener-Victorin, E., Teede, H., Norman, R. J., Legro, R., Goodarzi, M. O., Dokras, A., ... & Piltonen, T. T. (2024). Polycystic ovary syndrome. *Nature Reviews Disease Primers*, 10(1), 27.
  36. Tsai, Y. R., Liao, Y. N., & Kang, H. Y. (2023). Current advances in cellular approaches for pathophysiology and treatment of polycystic ovary syndrome. *Cells*, 12(17), 2189.
  37. Tsilchorozidou, T., Overton, C., & Conway, G. S. (2004). The pathophysiology of polycystic ovary syndrome. *Clinical endocrinology*, 60(1), 1-17.
  38. Wal, A., Wal, P., Saraswat, N., & Wadhwa, S. (2021). A detailed review on herbal treatments for treatment of PCOS-

- Polycystic ovary syndrome (PCOS). *Curr Nutraceuticals*, 2(3), 192-202.
39. Yadav, K., Ghadge, P., Langeh, A., Kalbhare, S., Phadtare, P., & Bhoite, R. (2020). A review on herbal medicinal plant for treatment of polycystic ovarian syndrome (PCOS). *Asian Journal of Pharmaceutical Research and Development*, 8(4), 83-87.
40. Zeng, L. H., Rana, S., Hussain, L., Asif, M., Mehmood, M. H., Imran, I., ... & Abed, S. N. (2022). Polycystic ovary syndrome: a disorder of reproductive age, its pathogenesis, and a discussion on the emerging role of herbal remedies. *Frontiers in Pharmacology*, 13, 874914.